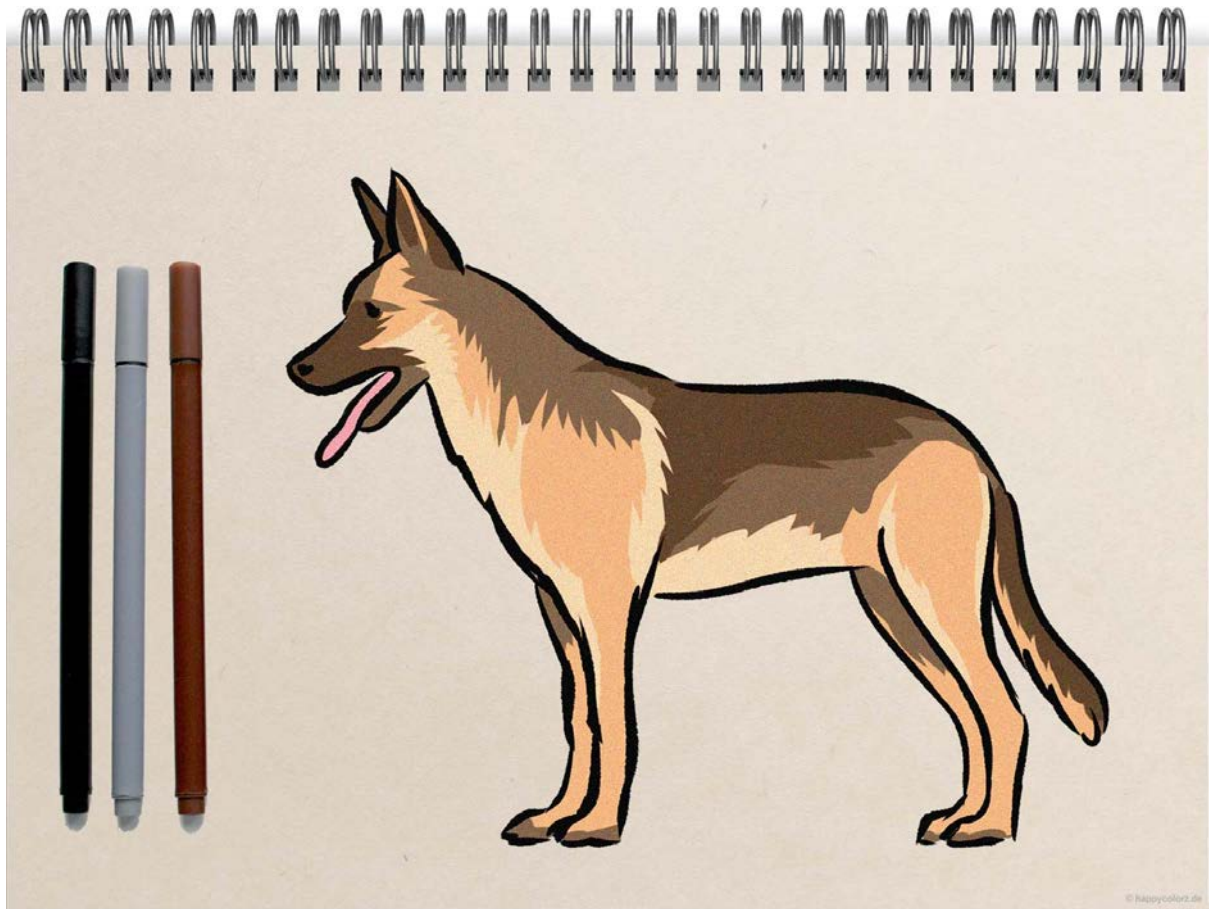


Dog drawing - step by step tutorial



With these instructions you will draw a German Shepherd step by step and at the end you will get a professional result.

⚠ For sketching you need an easily erasable pencil, for example with the degree of hardness HB or H2. Use the eraser to remove the auxiliary lines. For the permanent contours, it is best to use a drawing pen that cannot be erased. Color in the dog with colored pencils.


1



Step 1: Head and muzzle

Draw a slightly oval circle on the paper with the pencil. This is the head. On this you draw a small circle for the snout on the bottom left.

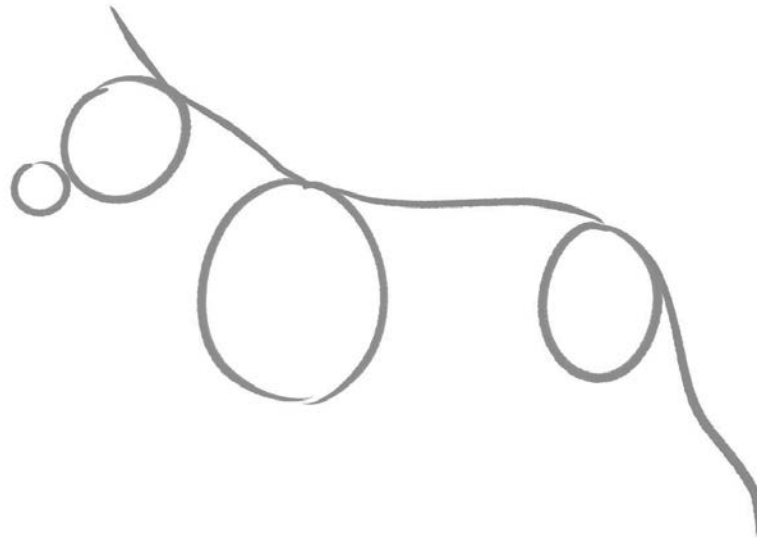
2



Step 2:

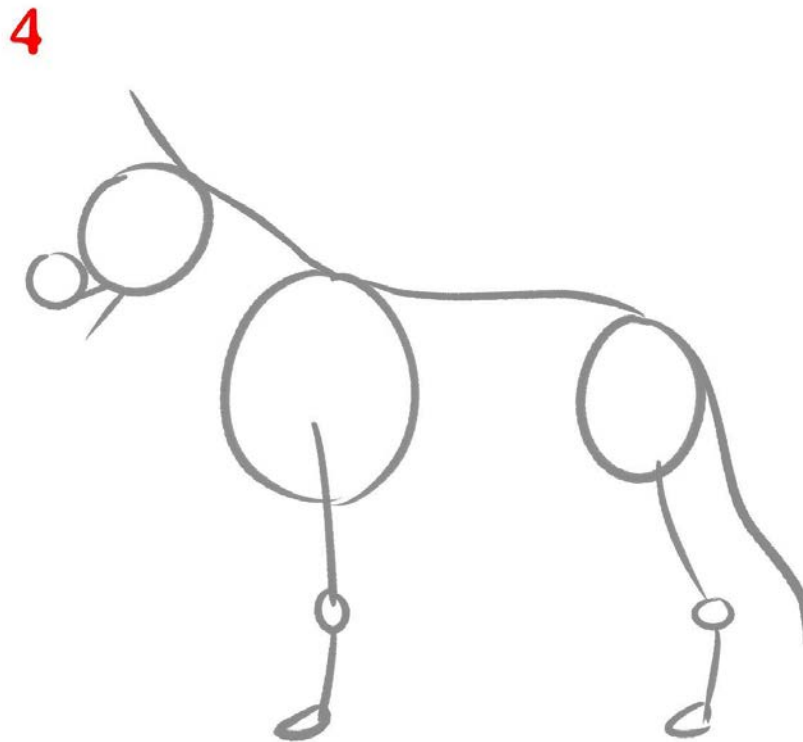
Torso Draw another slightly elongated circle for the shoulder-chest area. With a little distance, you place a smaller circle for the rear part to the right. On the template you will find the correct positions.

3



Step 3: Ears, Neck, Back & Tail


Join the top edges of the three larger circles together to create the back and neck. The line continues on the right side as a tail and forms the base of the ears on the head.



Step 4: Limbs

You draw the two legs of the dog facing the viewer as strokes. Paws and joints are shown as balls. Below the "snout ball" you paint the lower jaw of the open mouth.


5



Step 5: Lasting contours for the ears and face

You work out the ears and the snout finely with the pencil. The dog gets a tongue and real ears. The nose and the eye can also be seen from the side. You also paint the dog's lower neck and connect the trunk circles to form a belly.


6



Step 6: Finished silhouette

Use the drawing pen to trace the outer contours and finish off the tail.

7



Step 7: Remove the auxiliary lines

You remove all auxiliary lines and form pairs of legs by placing one more leg opposite the leg that is already visible. You are now finished with the drawing.

8



Step 8: Coloring

You paint the tongue pink and provide the coat with brown and beige nuances with a pattern typical of a shepherd dog. The light brown dog gets a dark mask and a dark saddle.

All instructions shown here are protected by copyright and are subject to the copyright of happycolorz GmbH. Interested in using it? Please just send an email to utilisation@happycolorz.de.